


SLAC 2011/2012

CLICK, CLACK, MOO: Cows that Type



adapted by James E Grote
music by George Howe
based on the book by Doreen Cronin
pictures by Betsy Lewin
December 14, 2012-January 5, 2012

salt lake
acting
company

IN THIS GUIDE:

For Students

going to the theatre	2
things to do	2
design time	3
Old Macdonald	4
make your own farm snacks	5
create change	6
veggie vocabulary	7
Be a Farmer! & Scarecrow Maze	8
write your own review	10

For Teachers | Before the Show

Click Clack Classroom: A Letter from your pet	12
Click Clack Classroom: A silly or serious rule change blog	13
Who's Who?	14
SLAC's 2012/2013 Season	20

Dear Teacher,

MOO! That's "hello" in cow talk. We are so happy to welcome you and your students to Salt Lake Acting Company's production of **CLICK CLACK MOO: COWS THAT TYPE**. We want to make the show an incredible experience for everyone that attends, so we've created both a Student and Teacher Study Guide. The Student Guide contains fun activities that can be handed out to students. The Teacher's Guide is designed to be used by teachers in the classroom as they prepare to see the play.

CLICK CLACK MOO: COWS THAT TYPE teaches children to use their minds and words to peaceably solve problems. Students will learn to relate to and understand this theme through seeing the play and participating in pre and post show activities. Our goal is to make the most of each student's experience with theatre and to support educators in doing so.

Enjoy the show!

GOING TO THE THEATRE

Theater is an art form that depends on both the artists and the audience. Every performance is affected by the audience – how people respond and how they act. When you are in the audience, it depends on YOU. Each time you come to the theater, it is like making a promise to come inside the world of the play we have made for you. We agree to create a theatrical world for you to visit, and you agree to step inside it for awhile. That agreement is the last step in the process of making a play happen. When you are in the audience, the people on stage can SEE you, HEAR you, and FEEL you; just as you see, hear, and feel them. Your laughter, your responses, your attention, your imagination, and most especially your energy, are important. They are a real part of the performance, and the wonderful truth is that the play can be better because of YOU.

QUESTIONS TO VOTE ON IN THE CLASSROOM:

1. Can the actors see you?
2. Can you rewind a play?
3. Is the play the same every time the actors do it?

ANSWERS:

1. Sometimes, but mostly they HEAR you. Very clearly.
2. No. It's not just a recording. It's really happening right in front of you!
3. No. It's always a little different. Actors make mistakes or have new ideas.

V E B L A N K E T S N M O Q W
H T P J I T A G S D C Q R Z Z
H J E K K C T P X M N J E R A
U Y D Y S Y K H I L G X F W T
L G N G T P Z D I Q R P O W S
E V X P R N E Q K Q A M S T Y
R B C W I E R F C W D N R A B
C D K J K V T N U U E X P V D
Q S H E E F B I D H O O M H D
T I W J A J L Q R N G W J X J
K B F R W F C D S W O C B H Q
Q L M K V R L T E Z E P S W H
C E I V T H T R G K I P V X U
R H M M C I P F G P D Q Y S T
T B S X A T X K S I D M B T W

Pond	Farmer	Typewriter
Barn	Blankets	Strike
Duck	Cows	Milk
Eggs	Moo	Hens



CLICK CLACK MOO: COWS THAT TYPE

Answer time

Name _____

Answer the questions with words or pictures.

Can you think of a time you used your words to solve a problem?

What would be the best thing about living on a farm?

If you could be any farm animal which animal would you be & why?

If you could make one change to your city, what would it be?

Want to share your answers? Mail them to us at 168 West 500 North Salt Lake City, UT 84102 or email them to info@saltlakeactingcompany.org

Old Macdonald Had a Farm

Old Macdonald had a farm, E-I-E-I-O
And on his farm he had a cow, E-I-E-I-O
With a "moo, moo" here and a "moo, moo" there
Here a "moo" there a "moo"
Everywhere a "moo, moo"

Old Macdonald had a farm, E-I-E-I-O

Old Macdonald had a farm, E-I-E-I-O
And on his farm he had a pig, E-I-E-I-O
With a "snort-snort" here and a "snort, snort" there
Here a "snort" there a "snort"
Everywhere a "snort, snort"

Old Macdonald had a farm, E-I-E-I-O

Old Macdonald had a farm, E-I-E-I-O
And on his farm he had a horse, E-I-E-I-O
With a "neigh, neigh" here and a "neigh, neigh" there
Here a "neigh" there a "neigh"
Everywhere a "neigh, neigh"


Old Macdonald had a farm, E-I-E-I-O

Old Macdonald had a farm, E-I-E-I-O
And on his farm he had a chicken, E-I-E-I-O
With a "cluck, cluck" here and a "cluck, cluck" there
Here a "cluck" there a "cluck"
Everywhere a "cluck, cluck"

Old Macdonald had a farm, E-I-E-I-O

Old Macdonald had a farm, E-I-E-I-O
And on his farm he had a duck, E-I-E-I-O
With a "quack, quack" here and a "quack, quack" there
Here a "quack" there a "quack"
Everywhere a "quack, quack"

Old Macdonald had a farm, E-I-E-I-O



Click Clack Mmm: Cows that Cook!

Get an adult to help you make these delicious goodies and snacks!



The Purple Cow

½ cup 100% grape juice

½ cup milk

2 scoops vanilla frozen yogurt

Place all ingredients in blender. Blend until smooth.

2 servings.



Haystacks

Ingredients:

1 cup butterscotch chips

½ cup peanut butter

½ cup peanuts


2 cups chow mein noodles

•Microwave the butterscotch chips and peanut butter until melted

•Add remaining ingredients and blend to coat noodles thoroughly.

•Drop teaspoonfuls onto waxed paper.

•Wait to cool, then eat like a pig!



Pigs in a Blanket

Ingredients:

8 Hot Dogs

8 Slices of American processed cheese

1 (10 ounce) package refrigerated biscuit dough

•Preheat oven to 350 degrees

•Wrap cheese around each hot dog then the biscuit around that. Put on cookie sheet with the overlap of biscuit faced down, so the blanket doesn't unwrap.

•Bake in preheated oven until biscuits are brown, about 10-15 minutes.

If you want change, you have the power to make it happen!
How can you make your voice heard?

Use the arts to spread good messages: write a song, a poem, a play, paint a picture, get your friends together and create a street performance!
Use the space above to create something!



Do you recognize these fruits and vegetables? Can you spell them?



1. _____



2. _____



3. _____



4. _____



5. _____



6. _____



7. _____



8. _____

Answers: 1. Broccoli 2. Strawberry 3. Cantaloupe 4. Artichoke 5. Tomato 6. Carrot 7. Asparagus 8. Apple

What kind of fruits and vegetables grow in Utah?
Can you draw them?

Apples	Asparagus	Beets	Blackberries
Blueberries	Broccoli	Cabbage	Carrots
Celery	Cherries	Corn	Cucumbers
Grapes	Potatoes	Peaches	Peppers
Pumpkins	Radishes	Watermelons	Tomatoes

And that's just a few!

What kind of Food would you grow?
Draw yourself as a farmer below!





WHAT DID YOU THINK OF CLICK CLACK MOO:
COWS THAT TYPE?

Write your review and send it to us at:

Salt Lake Acting Company

Attn: CLICK CLACK MOO: COWS THAT TYPE Review,
168 W 500 N

Salt Lake City, UT 84103.

Don't forget to add a stamp and a return address.

OR- email it to info@saltlakeactingcompany.org

My Review of CLICK CLACK MOO: COWS THAT TYPE

Headline:

What is your name?

How old are you?

Where do you go to school?

What was your favorite part of the show?

Which was your favorite character and why?

Is there anything you would have done differently?

Teacher Study Guide

Click Clack Moo: Cows that Type

Plot Synopsis

"Farmer Brown has a problem. His cows like to type. All day long he hears click, clack, moo. Click, clack, moo. Clickety, clack, moo." When the animals of Farmer Brown's farm are denied warm blankets for their drafty barn, they stage a peaceful uprising to improve working conditions.



Click Clack Classroom Activities

Lesson: A Letter from My Pet with Click, Clack, Moo

Materials: Paper, writing utensil and drawing supplies if you wish to illustrate

Core Standards and Objectives:

Language Arts - Standard 1

(Oral Language): Students develop language for the purpose of effectively communicating through listening, speaking, viewing, and presenting.

Objective 1: Develop language through listening and speaking.

Language Arts - Standard 8

(Writing): Students write daily to communicate effectively for a variety of purposes and audiences.

Objective 1: Prepare to write by gathering and organizing information and ideas (pre-writing).

Objective 2: Compose a written draft.

Objective 6: Write in different forms and genres.

Plan

1) Have students sit down in a circle and give each student a chance to share about one of their pets. If they do not have a pet, encourage them to talk about a pet they would like to have.

2) Ask students to discuss what they think their pet would talk about if they could speak. Take suggestions from the class and list them on the board/make a graphic organizer.

3) Discuss the cows from Click, Clack, Moo. Do cows normally type? What were they upset about? Were they polite in their letters to the farmer? How would you want your pet to talk to you if they had a request?

4) Have students decide on one pet/animal that they are going to write a letter from. Give students time to brainstorm what their letter is going to be about.

Pet/Animal:

Pet's Name:

Complaint:

5) Have students create a letter from their pet/animal using proper letter form (appropriate for grade level). Make sure to have students "sign" the letter with a paw print (or claw, or fin) from their animal.

6) Publish and illustrate if time permits.

Take it further:

*Have students fold their letter into an envelope and teach students how to address an envelope. Make sure students know their address. Students may design their own stamp.

Technology Link:

*Type the letter as an email and discuss email etiquette.

Click Clack Classroom Activities

Lesson: Silly or Serious Rule Change Blog with Click, Clack, Moo

Materials: Computer and printer. Paper, writing utensil may be used if computers are not available.

Core Standards and Objectives:

Technology - Standard 5

Use technology tools (e.g., multimedia authoring, presentation, web tools, digital cameras, scanners) for individual and collaborative writing, communication, and publishing activities to create knowledge products for audiences inside and outside the classroom.

Technology - Standard 6

Use telecommunications efficiently and effectively to access remote information and communicate with others in support of direct and independent learning and for pursuit of personal interests.

Technology - Standard 7

Use telecommunications and on-line resources (e.g., email, online discussions, web environments) to participate in collaborative problem-solving activities to develop solutions or products for audiences inside and outside the classroom.

Language Arts - Standard 1

(Oral Language): Students develop language for the purpose of effectively communicating through listening, speaking, viewing, and presenting.

Objective 1: Develop language through listening and speaking.

Language Arts - Standard 8

(Writing): Students write daily to communicate effectively for a variety of purposes and audiences.

Objective 1: Prepare to write by gathering and organizing information and ideas (pre-writing).

Objective 2: Compose a written draft.

Objective 6: Write in different forms and genres.

Plan – Feel free to simplify plan if necessary by having students write simple blogs/letters to their parents.

1) Ask students if they know what a blog is. Take students from the class and then talk about what blogs are and how they can be used:

Blog: Short for web log, a website on which an individual or group of users record opinions, information, etc. on a regular basis.

2) Discuss why people would want to write or read a blog. Talk about sharing of information and collaboration.

3) Tell students they are going to write a blog that they know their parents will be reading. It's going to be to discuss something that they would like to change at their house. **They will ask for one rule to be changed. It can be something serious like extending bedtime 15 minutes or silly like always having spaghetti on Tuesdays.** Remember: in Click, Clack, Moo the cows were very polite and gave something up in order to get something in return. Discuss what kind of tone their blog should have. Should they make demands? Kindly ask? Give up something reasonable?

4) Have students brainstorm with a partner one rule they would like to change at their house, silly or serious.

5) On the computers, have students type their blogs. They may write it like a letter to their parents or in paragraph form.

6) Have students print their blog entries.

Take it further:

*Make a blog bulletin board and post student's work on it, change a few times a month.

Technology Link:

*Post student blogs on an actual blog through a website like edublog or uen.

Who's Who?

Meet the Playwright, Composer, Author, & Illustrator



James E. Grote is an actor and playwright in Chicago, Illinois. He is a member of the artistic ensemble of Lifeline Theatre, which exclusively produces adaptations of literature. Jim began performing with Lifeline in 1992, playing Tucker Mouse in the world premiere of *THE CRICKET IN TIMES SQUARE*. He has also played Mr. Hatch in *SOMEBODY LOVES YOU, MR. HATCH*; various captains, sailors, and Englishmen in *AROUND THE WORLD IN 80 DAYS* (Jeff Award: Outstanding Ensemble). Jim became a playwright for Lifeline with his adaptation of C.S. Lewis' *THE SILVER CHAIR* (Best Family Show of 2000: Chicago Tribune). Jim's other adaptations for the Lifeline

MainStage have included *THE PIANO TUNER* (After Dark Award: Outstanding Production) and *A LONG WAY FROM CHICAGO*. For Lifeline's KidSeries Jim has adapted Doreen Cronin and Betsy Lewin's *CLICK, CLACK, MOO: COWS THAT TYPE*; *GIGGLE, GIGGLE, QUACK*; and *DUCK FOR PRESIDENT* (featuring music by George Howe), and is currently adapting the fourth book in the series, *DOOBY DOOBY MOO*. Jim is a graduate of Northwestern University.

George Howe (music & lyrics) is a Jeff Citation Winner (Queen Lucia - Best New Musical 2006) and multiple After Dark Award winning composer/lyricist/cabaret artist. He has composed the scores for many of Lifeline Theatre's KidSeries musicals, including *THE EMPEROR'S GROOVY NEW CLOTHES*; *LYLE, LYLE, CROCODILE*; *BRAVE POTATOES*; *SOMEBODY LOVES YOU, MR HATCH*; and four musicals by author Doreen Cronin: *CLICK, CLACK, MOO: COWS THAT TYPE*; *GIGGLE, GIGGLE, QUACK*; *DUCK FOR PRESIDENT*; and *DOOBY DOOBY MOO*. His musical, *ARNIE THE DOUNUT*, premiered at Lifeline in the spring of 2011.



Doreen Cronin (author) was a practicing attorney in Manhattan when her first book *Click, Clack Moo: Cows That Type* became a publishing success. But her book was not published overnight, in fact, she had written this barnyard tale even before attending law school but only received rejection letters from publishers. Five years after submitting the original manuscript she got a call from a publisher who wanted to turn her story into a book and the rest is history! The busy life of a writer left no room for courtroom litigation and arbitration so Doreen made the leap to being a full-time children's book author. She then teamed up once again with illustrator Betsy Lewin to write another hilarious barnyard tale, *Giggle, Giggle, Quack*, that continues the

escapades of these lovable animals on a farm. Doreen was born in Queens and grew up in Long Island. She graduated from Pennsylvania State University and St. John's University School of Law.

Betsy Lewin (illustrator) grew up in Clearfield, Pennsylvania. She always loved to draw and can't remember ever wanting to be anything but an artist. Her mother (a kindergarten teacher) is responsible for her love of children's books. She read to Betsy and her brother every night: *Winnie the Pooh*, *The Adventures of Barbar*, *Uncle Remus* and all the fairy-tale books. The illustrators Ernest Shepard and A. B. Frost were among her earliest heroes. Later on, when she started illustrating for children, Betsy realized how strongly she'd been influenced by the gentle watercolors of Beatrix Potter and the energetic line and humor of James Stevenson and Quentin Blake. After graduating from Pratt Institute, where she studied illustration, Betsy took a job as an assistant art director at a greeting card company in New York, then she began to write and illustrate stories for children's magazines. When an editor at Dodd, Mead and Company asked her to expand one of those stories into a picture book, Betsy says, "I jumped at the chance. I've been doing picture books ever since and loving every moment."



Meet the Actors



SHELBY ANDERSEN (*Cow*) is overjoyed to be playing on the farm this winter! She first fell in love with theatre when she was eight years old playing Miss Hannigan in ANNIE. She continued her theatre training at Youth Theatre at the U and went on to be a musical theatre major at Weber State University where she is planning to graduate in the spring! Shelby has previously appeared on the SLAC stage in the reading of LOVE LOSS AND WHAT I WORE and as Lauren in CIRCLE MIRROR TRANSFORMATION and is thrilled to be back! This performance is dedicated to her sweet Rylan who is a constant ray of light in her life. Thank you to my family who never stop supporting my love for theatre and to the crew at SLAC for this wonderful experience! Moooooo!



AUSTIN ARCHER (*Duck*) started performing on stage when he was just 4 years old, and he never grew out of it! He attended Weber State University where he studied musical theatre. His past roles here at the Salt Lake Acting Company include, James Monroe in BLOODY BLOODY ANDREW JACKSON, Nephi Jensen in SATURDAY'S VOYEUR '12, Patty Henry in SATURDAY'S VOYEUR '11, Sharktooth in HOW I BECAME A PIRATE, and Haemon in TOO MUCH MEMORY. He loves his job because he loves telling stories. He would like to thank all of the wonderful people in his life that support him and his continuing pursuit of his childhood dreams! QUACK!!! (Translation: enjoy the show!)



RANDALL EAMES (*Farmer Brown*) started playing the piano when he was 10 years old. He was in his first play, THE BEST CHRISTMAS PAGEANT EVER, when he was twelve. His singing career started when he was in ninth grade when he sang with his school group, the Syracuse Singers. He performed all through high school and then went on to study theatre in college. He graduated Magna Cum Laude from Weber State University with a degree in Theatre Arts. He is happy to be returning to SLAC's stage after appearing in Saturday's Voyeur 2011 and last year's children's show HOW I BECAME A PIRATE. Some of his favorite roles include: one of the guys in THE COMPLETE WORKS OF WILLIAM SHAKESPEARE ABRIDGED, Flute in A MIDSUMMER NIGHT'S DREAM, Roy Johnson in THE LIGHT IN THE PIAZZA, part of the company of UNDER CONSTRUCTION and Willard in FOOTLOOSE. He would like to thank all of those involved in this process and his friends, family, co-workers and educators for their endless support.



CAMILLE VAN WAGONER (*Cow*) is excited to be on the SLAC stage again! Her last production here was as Harmony Christensen in SATURDAY'S VOYEUR. Camille has worked for many local theater companies, including: The Grand Theatre, The Egyptian Theatre Company, Hale Centre Theatre, Salt Lake Shakespeare and Pioneer Theatre Company. Some of her favorite roles have been: Mrs. Lovitt in SWEENEY TODD, Miss Hannigan in ANNIE, Melpomene in XANADU, Dolly in HELLO, DOLLY!, Carmen Bernstein in CURTAINS, Penelope Pennywise in URINETOWN and Louise in ALWAYS, PATSY CLINE. She would like to thank the production staff for giving her the opportunity to get back on the SLAC horse. Yeehaw!



KALYN WEST (*Hen*) has been dancing before she should walk and singing before she could talk. Starting off as a dancer, she discovered a love of singing and acting in junior high. The deal was sealed in 9th grade when she was cast in her first leading role as Rosie Alvarez in BYE BYE BIRDIE. Some of her favorite past roles are Juliet in ROMEO AND JULIET (Weber State University), Sally Hemings in THE THIRD CROSSING (Plan B Theater Company), Reno Sweeny in ANYTHING GOES (Weber State University) and Anna Barker/Sparkler in CHARM (Weber State University). She recently appeared in another favorite role on the SLAC stage as MoHanna Lingo in SATURDAY'S VOYEUR '12 and is delighted to be back, sharing CLICK CLACK MOO with you! She would like to thank her family and friends for all their love, support and belief. You keep me sane, you keep me strong.

Meet the Creative Team



PENELOPE CAYWOOD (*Director/Choreographer*) (Penny to her friends) starting acting at the age of 5. Her first role was the "shy princess" in THE KING AND I and she still has the costume to prove it. Her career started early but her talents were not limited to the stage. She also travelled across the country in a youth singing group - The LaMarca American Variety Singers, sang on children's records, went to Japanese math school, she took jazz and tap lessons, occasionally got a job in the pit as a flautist, and participated in (and won) several speech contests - her favorite being for her 6th grade victory for "What life will be like in the year 2000." When she was 19, Penny was involved in the creation of a youth theatre company in Palos Verdes called Curtains Up! with two other young and crazy theatre friends. Penny is probably best known in town for her work with University of Utah's Youth Theatre program where she has been the director for the past 6 years. She has directed a U of U Youth Theatre production every year and is also responsible for the educational and outreach programming

which includes an association with the Kennedy Center Partners in Education program (along with Kingsbury Hall and the Salt Lake City School District). Locally, Penny has choreographed for The Grand Theatre, Utah Opera, Rogers Memorial Theatre, Weber State University; musically directed for Plan-B; and directed at Rogers Memorial Theatre. Penny loves working and playing at SLAC and hopes you won't sit back and relax -- but instead lean forward, engage, and enjoy the show.

DARRIN DOMAN (*Musical Director*) is delighted to be directing the music for another show at Salt Lake Acting Company. Last year, Darrin directed the music for HOW I BECAME A PIRATE. However, the days of "heave-ho" and buried treasure have set sail. This show is all about electric blankets and barnyard animals. Darrin is always very nice to cows and chickens because he likes milk and eggs...mostly to make French Toast. Darrin recently discovered EGGNOG French toast. Mm-mm good! Darrin started playing the piano when he was 8 years old. Less than one year later he composed a song that won first place in a school contest. The song was called "Gazing Out My Window". Darrin enjoys performing wherever and whenever possible. He has performed on many stages in Utah and in places as far away as Russia, Spain and Finland. Sometimes Darrin gets to sing. Other times he gets to act. If he's really lucky, he gets to do both. One time Darrin got to sing, act AND play the piano all in the same show (SOUVENIR, Utah Contemporary Theater). Talk about a good time. Darrin also likes to teach singing lessons. Teaching cows to sing can be difficult, though. They only like to sing in one key. Yep, you guessed it, Beef-Flat! Darrin works full-time at the University of Utah Hospital and is on a quest to see the 7 Wonders of the Modern World—6 down, 1 to go. Thanks for coming to the show. ENJOY!

K.L. ALBERTS (*Costume Design*) designed costumes for his first play while he was still in High School. Back then he didn't know that being a costume designer was even a job, but over 30 years and many, many plays later it seems that it is! Kevin worked at many theatres across the country before settling in Salt Lake City where he works with the Salt Lake Acting Company, Pioneer Theatre Company and the Utah Shakespeare Festival.

JOSH MARTIN (*Sound Design*) is excited to be part of the fourth children show at Salt Lake Acting Company. It's always fun doing shows geared toward younger crowds. I wish I had the chance to see theatre when I was younger. I began working and attending performing arts when I was about 15, have not turned back since. I would not trade this lifestyle for anything. Some of my recent work includes SATURDAY'S VOYEUR 2011, SATURDAY'S VOYEUR 2012, GOD OF CARNAGE, (A MAN ENTERS), BLOODY BLOODY ANDREW JACKSON, and MANNING UP.

JESSE PORTILLO (*Light Design*) is always happy to work with SLAC, where previous credits include RED, HOW I BECAME A PIRATE, IF YOU GIVE A MOUSE A COOKIE, GO DOG GO, THE PERSIAN QUARTER and TOO MUCH MEMORY. Locally Jesse has also designed for Pioneer Theater Company, Plan-B Theater, The Grand Theater, Pygmalion Theater and the Egyptian Theatre in Park City. Other credits include Mobile Opera, LOOK Musical Theater, Millikin University and Baylor University. Jesse is a faculty member at the University of Utah Department of Theatre where he teaches courses in Lighting Design.

DANIELLE KAUERZ (*Educational Correspondent*) graduated from the University of Utah in 2008 with a Bachelor of Science in Elementary Education with an emphasis in Early Childhood Education. She recently received her M.Ed, in Instructional Design and Educational Technology. Danielle teaches fourth grade at Redwood Elementary School in Granite School District and coaches their Girls on the Run Team. She is a graduate of iSchool and the eMINTS program which focuses on technology in the classroom as well as social interaction, inquiry-based learning and student research.

CYNTHIA FLEMING (*Executive Producer*) was first seen at Salt Lake Acting Company in its 1978 production of PIPPIN. Since then she has worn many hats at SLAC – Choreographer, Box Office Manager, Director of Audience Services. She was Creative Director of Communications and Audience Development, leading the Communications Team and overseeing the Box Office and House Management, before taking on her current title of Executive Producer. For 15 years Cynthia has choreographed SLAC's infamous musical satire, SATURDAY'S VOYEUR and this past year marked her third as Director. She's choreographed many SLAC productions; her favorites include THE PERSIAN QUARTER, GO, DOG. GO!, BAT BOY THE MUSICAL, and WATER LILIES from CABBIES, COWBOYS, AND THE TREE OF THE WEEPING VIRGIN. Cynthia has been in the world of dance and theatre professionally for 35 years, during which time she performed in the Broadway, National, and International companies of A CHORUS LINE. Cynthia is proud to serve the Salt Lake Acting Company and its mission to develop and produce vital new work.

KEVEN MYHRE (*Set Design, Executive Producer*) was chosen to receive the Mayor's Artist Award in the Performing Arts for 2009. Keven was awarded the 2008 City Weekly Award for directing THE CLEAN HOUSE and MOONLIGHT AND MAGNOLIAS at Salt Lake Acting Company. His other directing credits at SLAC are RED, ANGELS IN AMERICA: PARTS 1 & 2, THE OVERWHELMING, RABBIT HOLE, I AM MY OWN WIFE, BAD DATES, KIMERBLY AKIMBO, GOING TO ST. IVES, WATER LILIES, THE MEMORY OF WATER, TWO-HEADED, THE BEAUTY QUEEN OF LEENANE, GROSS INDECENCY: THE THREE TRIALS OF OSCAR WILDE, C'EST MOI in MERE MORTALS, and THREE DAYS OF RAIN. Keven has designed all of SLAC's sets and many of the costumes for the last seventeen years. He also designed sixteen sets for The Grand Theatre, including ALWAYS...PATSY CLINE, JOHNNY GUITAR, MY FAIR LADY, SONG OF SINGAPORE, MORNING'S AT SEVEN, and GODSPELL. ACCORDING TO COYOTE, WEST SIDE STORY, CROW AND WEASEL, and SOUTH PACIFIC were designed for Sundance Theatre. His designs have also been seen at Pioneer Memorial Theatre, Utah Musical Theatre, Egyptian Theatre, Kingsbury Hall and the Babcock Theatre. His work for the Utah Arts Festival includes site design for the 20th Anniversary. He received a BFA from the University of Utah and a MFA in Theatre from the University of Michigan.

SALT LAKE ACTING COMPANY Celebrating its 42nd season of innovative and thought-provoking plays, Salt Lake Acting Company has produced an expansive body of work in the longstanding support of its most open and adventurous audience. SLAC is one of the chief performing arts organizations in Utah, and reaches an audience of over 34,000 people annually, including our subscriber base. Salt Lake Acting Company provides an artistic home for Utah's finest actors, playwrights, directors, and designers and will continue to make a significant contribution to our community and to the American theatre field by commissioning, developing and producing new plays. Salt Lake Acting Company is a 501(c)3 non-profit professional theatre.




We can't wait to see you at

CLICK, CLACK, MOO: Cows that Type



All best,
Salt Lake Acting Company

SLAC'S 2012/2013 SEASON:



BLOODY BLOODY ANDREW JACKSON music & lyrics by Michael Friedman, book by Alex Timbers | October 10-November 4, 2012

SLAC's 2012/2013 Season opener is a comedic Wild West rock musical about America's seventh President and the first production in SLAC's new outreach program: SLAC's University Professional Theatre Program. Students from the Universities across the valley, and U of U's Youth Theatre Program will be thrust into the professional world of theatre gaining invaluable experience as actors, singers, dancers, and musicians as they work with a professional director, musical director, choreographer, and with other professional actors.



MANNING UP by Sean Christopher Lewis | November 7-December 9, 2012

- National New Play Network Rolling World Premiere

This upbeat comedy takes fun peek inside an average man cave where Donnie and Raymond, two soon-to-be-first-time dads question what is to be a husband, a friend, and a man in today's times.



CLICK, CLACK, MOO: Cows That Type based on the book by Doreen Cronin, pictures by Betsy Lewin adapted by James E. Grote, music by George Howe | December 14 2012 -January 5, 2013

Based on the popular children's book which won the Caldecott Honor for illustration in 2001, this is the story of Farmer Brown's cows who are denied blankets for their drafty barn and stage a peaceful protest in order to improve their working conditions. This fun holiday tradition is not to be missed! For Title 1 schools that often lack access to the arts SLAC offers seven free performances of the play, complete with study guide, pre-play warm up, and post-play discussion with the actors.



HOW TO MAKE A ROPE SWING by Shawn Fisher | February 6-March 3, 2013

- World Premiere

World Premiere! **HOW TO MAKE A ROPE SWING** is a drama that explores race through the web of generational encounters in a rural south New Jersey elementary school. A 300-year old scarred oak tree inspires a story exploring who we are and who we once were, personalizing racial prejudice and its consequences.



THE EXIT INTERVIEW by William Missouri Downs | April 10-May 5, 2013

- National New Play Network Rolling World Premiere

There is nothing typical about Professor Dick Figg's exit interview. A masked gunman, two politically charged cheerleaders, his baby-toting girlfriend, an arrogant reporter, two German doctors, and a few others will all have their moment in this raucous entertaining comedy. Unabashedly theatrical, this unique play jumps through time and space, mentioning the unmentionables: religion, politics, and sex, all the while treating its audience to a savory taste of fast-paced intelligent humor.



SATURDAY'S VOYEUR by Allen Nevins & Nancy Borgenicht

- World Premiere
- 35th Anniversary

SLAC closes its 2012/2013 Season with the 35th anniversary production of **SATURDAY'S VOYEUR**, Utah's most outlandishly fun summer party where no one and nothing is off limits. Seen by over 13,000 people and written new each year for us and about us. This musical satire will keep you sane and loving this beautiful state!